



**MILITARY ECONOMIC IMPACT ANALYSIS  
FOR EAST TENNESSEE | MAY 2017**

IN COOPERATION WITH





## **EAST TENNESSEE MILITARY AFFAIRS COUNCIL (ETMAC)**

ETMAC is a non-profit organization that was founded in 1990 to recognize, encourage, support and advocate on behalf of military activities in East Tennessee. In cooperation with the Knoxville Chamber, ETMAC:

- Informs community, business, education, and government leaders about East Tennessee military units, their missions, and their contribution to the local economy.
- Serves as a liaison between military units, military-related organizations, and the public.
- Helps the community avoid “loss by default” of military offices, detachments, and installations.
- Helps military people and their families understand that East Tennessee values them as members of the community.
- Promotes and supports military events and functions.
- Supports area military recruiters.
- Promotes the Employer Support of the Guard and Reserve (ESGR) Program.
- Supports charitable, scientific, and educational programs and events.

ETMAC sponsors and supports several military-related activities including:

- Annual Knoxville Veteran’s Day Luncheon
- Colonel Jack K. Westbrook (USAF, Ret.) Army and Air Force ROTC Scholarships, University of Tennessee
- Veteran’s Day Parade
- *HonorAir* Knoxville
- Pearl Harbor Day Remembrance Ceremony
- Mountain Man Memorial March
- Military Units’ Family Days and Special Events
- Smoky Mountain Air Show

ETMAC membership is open to any individual, business, or organization. Visit the ETMAC website at [www.ETMAC.org](http://www.ETMAC.org) or contact the Knoxville Chamber at 865-637-4550 and ask for the “ETMAC representative.”

## EXECUTIVE SUMMARY

This Military Economic Impact Analysis is an update of the last analysis completed in early 2014. Like previous analyses, the purpose is to provide business and civic leaders, and the public at large, a complete picture of the very significant contribution that the military and defense programs make to the economy of East Tennessee.

Methodology: The analysis follows standard Department of Defense methodology for determining the cumulative economic impact within fifty miles of Knoxville. The following factors are included:

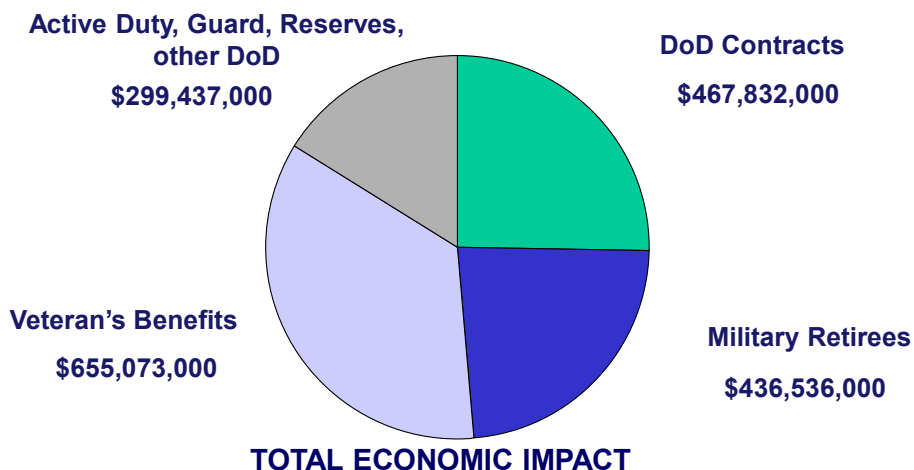
- Annual payroll of Active Duty, Guard and Reserve, and civilian personnel.
- Expenditure for construction, supplies, services, contracts, and materials.
- Indirect jobs resulting from the personnel and their salaries.
- Military contracts to private businesses.
- Other military expenditures, including pay to military retirees, veterans' benefits, etc.

We included Active Duty, National Guard, and Reserve components of the Air Force, Army, Navy, and Marine Corps, and other Department of Defense related expenditures such as retiree benefits, assistance to veterans, and DoD contracts. The Department of Energy activities at Oak Ridge that support the Department of Defense were not included as their impact is well publicized elsewhere.

***The total impact of the military activity in East Tennessee is estimated to be more than \$1.8 Billion for 2016.***



### **Economic Impact Analysis Results**



***\$1.8 Billion***

*Supporting the Military in East Tennessee*

The economic impact has increased steadily since we completed the first analysis almost fifteen years ago, and for several reasons, the amount is almost double the impact in 2013. First, there has been a significant increase in the number and amount of Department of Defense Contracts awarded to firms in the Knoxville area. Second, the number of military retirees living in East Tennessee continues to increase. There has also been a significant increase in the benefits our veterans are receiving, both in terms of medical care as well as educational assistance. There has been a steady growth in the number of Army personnel due in part to a realignment of forces across the state and mission conversion of the Blackhawk Helicopter Battalion at the airport. Finally, there is a continued increase in military and civilian salaries, including the salaries of the indirect jobs created by the military activity.

The military continues to be one of the major drivers of the economic activity in our area. As such, business and civic leaders should consider policies and actions that attract and retain this valuable resource to East Tennessee.

## TABLE OF CONTENTS

<b><u>Topic</u></b>	<b><u>Page #</u></b>
The East Tennessee Military Affairs Council	i
Executive Summary	ii
Purpose of the Analysis & Methodology and Scope of the Analysis	1
Units, Organizations, & Activities Included in Report	2-4
Results and Conclusions	5-8
Appendix 1 DoD Economic Impact Analysis Model	9
Appendix 2 Data Tables	10-35
Appendix 3 Acronyms	36-37

## **PURPOSE OF THE ANALYSIS**

This Military Economic Impact Analysis is an update of the last ETMAC analysis completed in early 2014. Its purpose is to estimate the economic effect the military bases, installations, and other related military activities have on the local community. It can provide business and civic leaders, and the public at large, a complete picture of the very significant contribution that the military and defense programs make to the economy of East Tennessee.

Unlike some areas that have a very large Active Duty military installation, the military presence in East Tennessee is characterized by a number of small- to medium-sized military units. The largest units are part of the Guard or Reserve components of their respective services. As such, the scope of their activities and number of personnel assigned may not be apparent on a daily basis since many of the personnel serve “part time.” There are relatively few Active Duty military personnel in the area. While there are a number of small contractors who perform DoD work, there is no large-scale defense contractor in the region. (The Department of Energy facility at Oak Ridge does support the Department of Defense; the DOE facility financial impact is included in other reports and therefore excluded here.).

Given the unique situation described above, one of ETMAC’s goals is to collect the various military and military-related economic data into a single document and then explain the cumulative effect. It is hoped that this analysis will raise the awareness of the importance of the military units to the economy of East Tennessee and also increase the appreciation of the public at large for the critical national defense missions these units perform.

## **METHODOLOGY AND SCOPE**

This economic analysis uses the standard methodology and parameters of the DoD Economic Impact Analysis (EIA) Model. The total economic impact is computed by summing the payroll of all personnel, annual base/installation/activity expenditures for services, supplies, construction, maintenance, etc., and the estimated annual dollar value of indirect jobs created. As in the DoD model, the impact area is assumed to be within fifty miles of Knoxville. Appendix 1 contains additional details on the DoD EIA model.

We included Active Duty, National Guard, and Reserve components of the Air Force, Army, Navy, and Marine Corps as applicable, plus DoD contracts, various veterans’ benefits, and military retiree pay. Data was provided by the individual units and organizations over the past several months and we have tried to obtain the most accurate, up-to-date information available.

Detailed data sheets for each unit included in the analysis can be found in Appendix 2. The Department of Energy activities at Oak Ridge that support the DoD was not included, as their impact is well publicized elsewhere.

The following units, organizations, and activities in Table 1 were included in the analysis:

**Table 1**  
**Units, Organizations and Activities Included**

<b>Service</b>	<b>Unit</b>	<b>Location</b>	<b>Mission</b>
<b>US Army</b>			
Active Duty	Army ROTC – Rocky Top Battalion	University of Tennessee - Knoxville	Officer training and commissioning
	US Army Recruiters	Throughout the Area	Recruit officer & enlisted members for the Army
National Guard	278 Armored Cavalry Regiment, 1-230 <sup>th</sup> Assault Helicopter Battalion	Knoxville – Sutherland Ave and McGhee Tyson ANGB	Reconnaissance, surveillance, and security
Reserves	489 <sup>th</sup> Civil Affairs Battalion	Army Reserve Center – Middlebrook Pike	Assist other military units – Create, restore, and maintain public order
	844 <sup>th</sup> Engineer Combat Battalion	Army Reserve Center – Middlebrook Pike	Heavy construction
	1 <sup>st</sup> Battalion, 100 <sup>th</sup> Regiment, 3 <sup>rd</sup> Brigade, 100 <sup>th</sup> Division	Army Reserve Center – Middlebrook Pike	Engineer training
	AMSA 148	Army Reserve Center – Middlebrook Pike	Heavy vehicle maintenance
Other	Army High School Junior ROTC	Gibbs, Jefferson County, Campbell County, Grainger County, and South Doyle HS	Educate and train HS cadets in citizenship, promote community service, instill responsibility, character, and self-discipline



### Units, Organizations and Activities Included (con't)

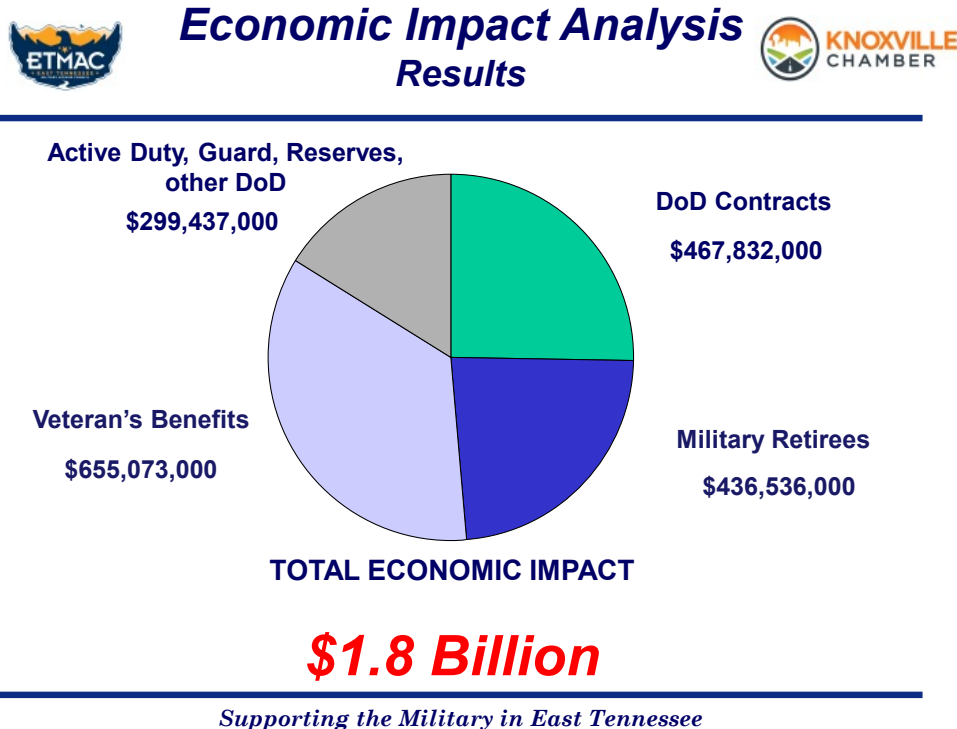
Service	Unit	Location	Mission
<b>US Navy</b>			
Active Duty	USN Recruiters	Throughout the Area	Recruit officer & enlisted members for the Navy
Reserves	Naval Operations Support Center	Alcoa Highway – Reserve Center	Training, logistical, & administrative support to the fleet
Other	Sea Cadets	Throughout the Area	Promote interest in seamanship and skills, encourage good citizenship and public service
<b>US Marine Corps</b>			
Active Duty	USMC Recruiters	Throughout the Area	Recruit officer & enlisted members for the Marine Corps
Reserves	Company D, 4 <sup>th</sup> Combat Engineer Battalion (includes some A/D)	Alcoa Highway – Reserve Center	Combat engineer support
	Detachment, Surgical Company A, 4 <sup>th</sup> FSSG	Alcoa Highway – Reserve Center	Medical support
<b>US Air Force</b>			
Active Duty	AFROTC Detachment 800	University of Tennessee	Officer training and commissioning
	USAF Recruiters	Throughout the Area	Recruit officer & enlisted members for the USAF
National Guard	134 <sup>th</sup> Air Refueling Wing	McGhee Tyson ANGB	Aerial refueling
	119 <sup>th</sup> Command and Control Squadron	McGhee Tyson ANGB	Provides command and control (C2) of full-spectrum cyberspace operations for Air Force and Air National Guard cyberspace forces.
	I.G. Brown ANG Training and Education Center	McGhee Tyson ANGB	Professional military education such as the Non-Commissioned Officer (NCO) Academy
	572 <sup>nd</sup> Air Force Band of the South	McGhee Tyson ANGB	Support for USAF; public relations and recruiting
Other	Junior ROTC	William Blount, Heritage, Clinton, Karns, and Austin East HS	Educate and train HS cadets in citizenship, promote community service, instill responsibility, character, and self-discipline
	Civil Air Patrol	Throughout area	Support search and rescue, disaster relief and other emergencies and contingencies.

### Units, Organizations and Activities Included (con't)

Service	Unit	Location	Mission
<b>Other DoD</b>			
Active Duty	Military Entrance Processing Station (MEPS)	Knoxville	Process and enlist members into all branches of the service
Various DoD Agencies	University of Tennessee	University of Tennessee	Research and Development, Executive Education and Training, etc.
Defense Contracts	Various	Counties within 50 miles of Knoxville (Congressional Districts One, Two, and Three)	Manufacturing and services for DoD in 2016
<b>Other Military</b>			
Department of Veterans Affairs	VA Medical Center – Outpatient Clinic	Knoxville – Ray Mears Blvd.	Primary care, specialty care, extended care and related services for veterans
	Veteran’s Affairs – Advisor/Registrar	University of Tennessee – Knoxville, Maryville College, Tusculum College, Pellissippi, Roane, and Walters State Community Colleges, and South College	Montgomery GI Bill and other education benefits
	Other Benefits	Knoxville Area	Veterans’ rehabilitation, disability benefits, etc.
TN Department of Veterans Affairs	Ben Atchley State Veterans Nursing Home	Knoxville – One Veterans Way	Safe, secure, and pleasant home for veterans
Retirees	Retired Military Personnel	Within 50 miles of Knoxville	Retired pay

## RESULTS AND CONCLUSIONS

*The total economic impact for 2016 of the military activities is estimated at more than \$1.8 Billion as shown below.*



**What has Changed:** The economic impact has increased steadily since we completed the first analysis almost fifteen years ago, and for several reasons, the amount is almost double the impact in 2013. First, there has been a significant increase in the number and amount of Department of Defense Contracts awarded to firms in the Knoxville area. Second, the number of military retirees living in East Tennessee continues to increase. There has also been a significant increase in the benefits our veterans are receiving, both in terms of medical care as well as educational assistance. There has been a steady growth in the number of Army personnel, many of whom are supporting the relocation of the Blackhawk Helicopter Battalion to the airport. Finally, there is a continued increase in military and civilian salaries, including the salaries of the indirect jobs created by the military activity.

**Military Contracts.** This represents the largest increase in the economic impact. The number and amount for military contracts in sixteen county region around Knoxville increased significantly as compared to the 2013 analysis. In part, this is can be attributed to the reduction in spending due to sequestration from the Budget Control Act that was in effect in 2013. Additionally, since ETMAC

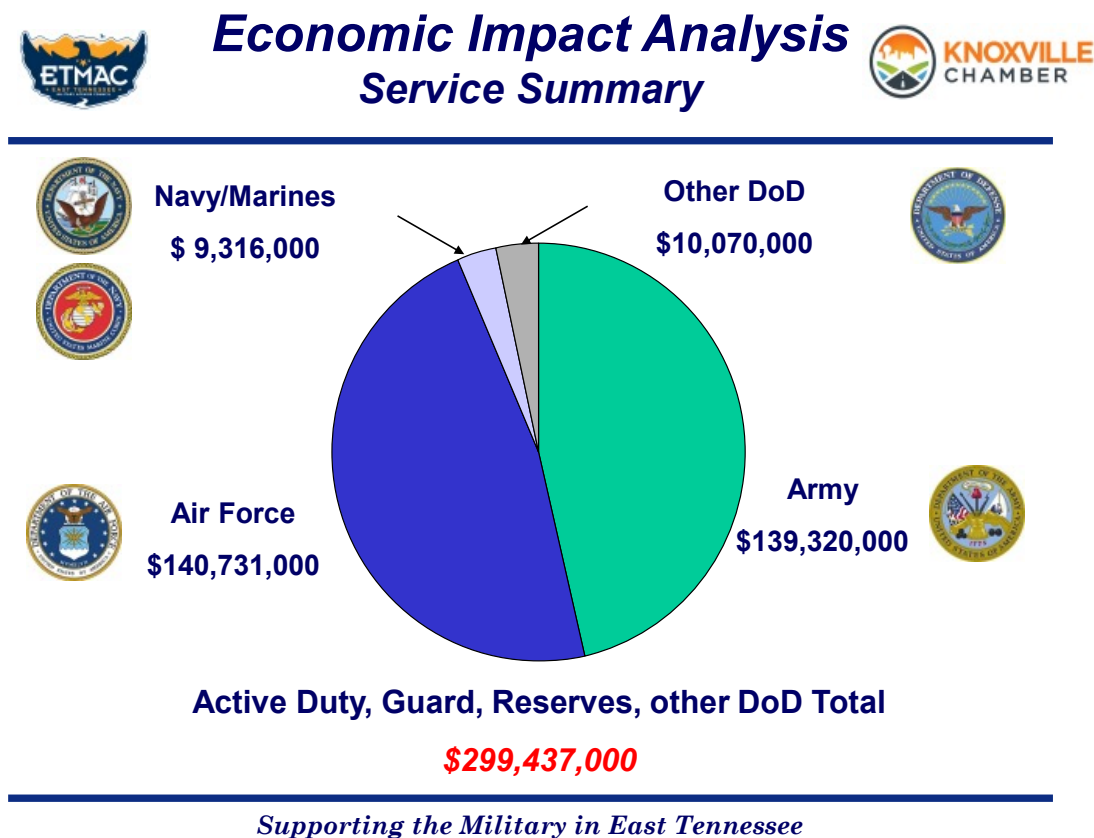
updates the analysis figures every three or four years, there may be a “spike” in the dollar amount simply because of the timing.

Retirees: The military retiree population is a major contributor to economic activity. More than 9,600 military retirees now live within a 50 mile radius of Knoxville, an increase of more than 1000 from the last report. This speaks volumes to the desirability of this area. Knoxville was recently ranked second as the “Best Places to Retire” by *livability.com*. Most retirees could live anywhere they choose, but more and more are coming to East Tennessee. Their retirement pay and associated indirect jobs created account for about one-fourth of the total economic impact.

Veterans’ Benefits. Included in this benefit are the Ben Atchley State Veterans Nursing Home, the Knoxville VA Outpatient Clinic, students attending the University of Tennessee and other colleges on the Montgomery GI Bill and other veterans’ educational assistance, and expenditures for other veteran’s benefits such as disability and rehabilitation services.

US Army: The Army National Guard presence has grown significantly. The bed-down of the new Blackhawk helicopter mission at the airport has increased the size of that unit from squadron to battalion level.

**Service Summary:**



With the increased Army presence mentioned above, the U.S. Air Force and Army are now roughly equal in terms of economic impact. The Naval Operations Support Center represents the bulk of the Navy/Marine economic impact. The “Other” category includes the DoD Military Entrance Processing Station, and defense-related programs at the University of Tennessee.

**Comparison to Other Businesses:** While it is difficult to directly compare the results of this analysis to other activities in the area, it is clear that the military is among the largest economic drivers in the area. Shown below is a list of Knoxville Area Major Employers ranked according to number of employees is shown below. The number of individuals included in our analysis (Active Duty, Guard, Reserve, retirees, and civilian employees) would rank tops on this list. To make a reasonable comparison, the *JobsEQ* model was used which differs from the DoD Economic Impact Model shown in Appendix 1. Therefore, the \$766 Million for the military differs from the results of this report.

<b><u>Top Major Employers</u></b>	<b><u>Direct Jobs</u></b>	<b><u>Indirect Jobs</u></b>	<b><u>Total Jobs</u></b>	<b><u>\$ Economic Impact</u></b>
U.S. DOE - Oak Ridge	11,327	5,828	17,155	\$2,109,385,488
Denso Manufacturing	3,900	2,008	5,908	\$1,515,266,910
Covenant Health	10,119	4,296	14,415	\$1,508,167,365
Walmart Stores	6,206	1,644	7,850	\$804,130,331
University Health Systems	5,144	2,183	7,327	\$766,677,827
<b>Military*</b>	<b>21,184</b>	<b>5,686</b>	<b>26,870</b>	<b>\$766,448,146</b>
Tennova Healthcare	4,033	1,712	5,745	\$601,090,917
University of Tennessee	6,646	1,249	7,895	\$508,480,594
Knox County Schools	8,146	1,130	9,276	\$447,206,360
K-VA-T Food Stores	3,393	770	4,163	\$346,552,531
Dollywood Co.	4,000	727	4,727	\$283,602,448

\*Military personnel total here does not include: UT Research, Montgomery GI Bill students, & others receiving VA Veterans Benefits. Total economic impact does not include DoD Contracts.

Sources: *Sources: Knoxville News-Sentinel Book of Lists 2017; Chmura Economics – JobsEQ Economic Impact Model Q4 2016*

**Military Impact – Beyond Dollars:** In addition to the purely economic factor, the military presence pays big dividends to the community in several other ways. Military personnel know the value of “service to others” and are valuable members of the community. In short, they “get involved.” Listed below are examples of the civic activities the Active Duty, Guard, Reserve personnel, as well as veterans and retirees, are supporting on a daily basis:

- Boy and Girl Scouts
- Boys and Girls Clubs
- Charity runs/walks
- Church leadership roles

- Civic Events/Color Guards
- Combined Federal Campaign/United Way
- Habitat for Humanity
- High School Career Counseling
- High School Junior ROTC
- Homeless Veterans Stand Down Volunteers
- Honor Air Knoxville
- Keep Knoxville Beautiful Clean-up Program
- Military funerals
- Mountain Man Memorial March
- President's Reading Program – children in schools
- Red Cross Armed Forces Emergency Services Committee
- Salvation Army
- Service clubs such as Kiwanis and Rotary
- Toys for Tots
- United Way
- Veterans Day Luncheon
- Veterans Day Parade
- Youth mentoring
- Youth sports

Military veterans and retirees are skilled, reliable, hard-working, motivated, well-educated and quickly become active in the local community. In most cases, the government will pay the relocation costs of a veteran moving into our area.

Clearly, the military is one of the major drivers of the economic activity in our area. As such, business and civic leaders must consider policies and actions that attract and retain this invaluable resource to East Tennessee.

Appendix 1

**DoD ECONOMIC IMPACT ANALYSIS MODEL**

**PAYROLL**

_____ # ACTIVE DUTY PERSONNEL	TOTAL ANNUAL SALARY _____
_____ # GUARD/RESERVE PERSONNEL	TOTAL ANNUAL SALARY _____
_____ # CIVILIAN PERSONNEL	TOTAL ANNUAL SALARY _____

\$ \_\_\_\_\_ **TOTAL PAYROLL**

**OTHER EXPENDITURES**

CONSTRUCTION \_\_\_\_\_  
SERVICES \_\_\_\_\_  
MATERIALS \_\_\_\_\_  
CONTRACTS \_\_\_\_\_  
UTILITIES \_\_\_\_\_  
RENT \_\_\_\_\_  
SUPPLIES \_\_\_\_\_  
ENVIRONMENTAL \_\_\_\_\_  
OTHER \_\_\_\_\_

\$ \_\_\_\_\_ **TOTAL OTHER EXPENDITURES**

**INDIRECT JOBS\***

#ACTIVE DUTY x 0.41 =	_____	INDIRECT JOBS CREATED
#GUARD/RESERVE x 0.16 =	_____	INDIRECT JOBS CREATED
#CIVILIANS x 0.55 =	_____	INDIRECT JOBS CREATED

JOBS CREATED x \$ 45,997 \* = \$ \_\_\_\_\_ **IMPACT OF JOBS CREATED**

**TOTAL ECONOMIC IMPACT = PAYROLL + EXPENDITURES + INDIRECT JOBS**

**\*Notes**

1. Indirect jobs multipliers were obtained from the DoD EIA model and are based on the size of the employment base for each region. (AFMAN 65-506 Economic Impact Analysis).
2. The annual salary estimates for the indirect jobs are from the Bureau of Labor Statistics (BLS) files for Knoxville 2015 through [www.bls.gov](http://www.bls.gov).

## Appendix 2

### Data Tables

ARMY ROTC		2016	ARMY -- Active Duty
	<b>Personnel</b>	<b>Payroll</b>	<b>Comments</b>
ACTIVE DUTY	8	\$507,528	Data is from the 2013 report since 2016 data was not available.
GUARD/RESERVE	2	\$159,444	Only indirect job wages have been updated.
CIVILIAN	4	\$228,000	
SCHOLARSHIP CADETS	40	\$509,159	Includes stipends (scholarship & non-scholarship), books, tuition, fees
<b>Totals</b>	<b>54</b>	<b>\$1,404,131</b>	
<b>INDIRECT JOBS</b>	<b>6</b>	<b>\$275,982</b>	Indirect Jobs x \$45,997 (Area Avg. Annual Pay)
Active Duty x 0.41	3.28		
Guard/Reserve x 0.16	0.32		
Civilian x 0.55	2.20		
<b>EXPENDITURES</b>			No expenditure data was available.
Contract Services			
Materials/Supplies/Equip			
Utilities			
Healthcare			
Education			
TDY/TAD Expenses			
Other			
<b>TOTAL ECO. IMPACT</b>	<b>60</b>	<b>\$1,680,113</b>	Total Impact = Payroll + Indirect Job \$ + Expenditures
Source: U.S. Army ROTC - Rocky Top Battalion		University of Tennessee	



ARMY JROTC (Junior ROTC)		2016	ARMY -- Active Duty
	<b>Personnel</b>	<b>Payroll</b>	<b>Comments</b>
ACTIVE DUTY	0	\$0	Data covers five units at Campbell Co., Gibbs,
GUARD/RESERVE	0	\$0	Grainger Co., Jefferson Co., and South-Doyle HS
CIVILIAN	10	\$525,000	
CADETS	750	\$0	
<b>Totals</b>	<b>760</b>	<b>\$525,000</b>	
<b>INDIRECT JOBS</b>	<b>6</b>	<b>\$275,982</b>	Indirect Jobs x \$45,997 (Area Avg. Annual Pay)
Active Duty x 0.41			
Guard/Reserve x 0.16			
Civilian x 0.55	5.50		
<b>EXPENDITURES</b>		<b>\$50,000</b>	
Contract Services			
Materials/Supplies/Equip		\$50,000	
Utilities			
Healthcare			
Education			
TDY/TAD Expenses			
Other			
<b>TOTAL ECO. IMPACT</b>	<b>766</b>	<b>\$850,982</b>	Total Impact = Payroll + Indirect Job \$ + Expenditures
<i>Source: LTC Bill Woodcock; Senior Army Instructor; South-Doyle High School</i>			

Army Recruiters		2016	ARMY -- Active Duty
	<b>Personnel</b>	<b>Payroll</b>	<b>Comments</b>
ACTIVE DUTY	30	\$1,311,856	
GUARD/RESERVE	4	\$181,278	
CIVILIAN	0	\$0	
OTHER	1	\$19,625	
<b>Totals</b>	<b>35</b>	<b>\$1,512,759</b>	
<b>INDIRECT JOBS</b>	<b>13</b>	<b>\$597,961</b>	Indirect Jobs x \$45,997 (Area Avg. Annual Pay)
Active Duty x 0.41	12.30		
Guard/Reserve x 0.16	0.64		
Civilian x 0.55			
<b>EXPENDITURES</b>		<b>\$407,555</b>	
Contract Services		\$58,500	
Supplies		\$15,000	
Materials		\$76,800	
Utilities		\$58,000	
Education			
TDY/TAD Expenses			
Rent		\$199,255	
<b>TOTAL ECO. IMPACT</b>	<b>48</b>	<b>\$2,518,275</b>	Total Impact = Payroll + Indirect Job \$ + Expenditures
Source: U.S. Army - Knoxville Recruiting Company			

ARMY -- National Guard		2016	ARMY -- National Guard
	<b>Personnel</b>	<b>Payroll</b>	<b>Comments</b>
ACTIVE DUTY	692	\$47,466,016	Active Duty includes full-time guard personnel.
GUARD/RESERVE	3,390	\$36,659,483	Army National Guard numbers include the 278th Armored Cavalry Regiment and the 1-230th Assault Helicopter Battalion in the first, second & third congressional districts
CIVILIAN	0	\$0	Regiment & the.
OTHER	0	\$0	
<b>Totals</b>	<b>4,082</b>	<b>\$84,125,499</b>	
<b>INDIRECT JOBS</b>	<b>826</b>	<b>\$37,993,522</b>	Indirect Jobs x \$45,997 (Area Avg. Annual Pay)
Active Duty x 0.41	283.72		
Guard/Reserve x 0.16	542.40		
Civilian x 0.55			
<b>EXPENDITURES</b>		<b>NA</b>	Expenditure data was not available.
Armory Maintenance			
Contract Services & Supplies			
Rent			
Utilities			
<b>TOTAL ECO. IMPACT</b>	<b>4,908</b>	<b>\$122,119,021</b>	Total Impact = Payroll + Indirect Job \$ + Expenditures
<i>Source: U.S. Army - 278th Armored Cavalry Regiment</i>			

ARMY Reserve		2016	ARMY Reserve
	<b>Personnel</b>	<b>Payroll</b>	<b>Comments</b>
ACTIVE DUTY	40		Active Duty payroll included in Reserve payroll total.
GUARD/RESERVE	405	\$6,237,843	Reserve units include: 489th Civil Affairs Battalion; 844th Engineer Battalion; 1-100th Engineer Battalion; 321st Engineer Detachment; 630th Engineer Detachmen
CIVILIAN	19	\$1,448,902	
OTHER	0	\$0	
<b>Totals</b>	<b>464</b>	<b>\$7,686,745</b>	
<b>INDIRECT JOBS</b>	<b>92</b>	<b>\$4,231,724</b>	Indirect Jobs x \$45,997 (Area Avg. Annual Pay)
Active Duty x 0.41	16.40		
Guard/Reserve x 0.16	64.80		
Civilian x 0.55	10.45		
<b>EXPENDITURES</b>		<b>\$232,896</b>	
Contract Services & Supplies		\$35,418	
Rent		\$0	
Utilities		\$51,597	
Construction		\$133,381	
Environmental		\$12,500	
<b>TOTAL ECO. IMPACT</b>	<b>556</b>	<b>\$12,151,365</b>	Total Impact = Payroll + Indirect Job \$ + Expenditures
<i>Source: U.S. Army Reserve - Electronic Congressional Data Reporting System</i>			

<b>Navy Recruiters</b>		<b>2016</b>	<b>NAVY -- Active Duty</b>
	<b>Personnel</b>	<b>Payroll</b>	<b>Comments</b>
ACTIVE DUTY	2	\$180,000	
GUARD/RESERVE	0	\$0	
CIVILIAN	0	\$0	
OTHER	0	\$0	
<b>Totals</b>	<b>2</b>	<b>\$180,000</b>	
<b>INDIRECT JOBS</b>	<b>1</b>	<b>\$45,997</b>	Indirect Jobs x \$45,997 (Area Avg. Annual Pay)
Active Duty x 0.41	0.82		
Guard/Reserve x 0.16			
Civilian x 0.55			
<b>EXPENDITURES</b>		<b>\$13,900</b>	
Contract Services			
Materials/Supplies/Equip		\$4,400	
Utilities			
Healthcare			
Education			
TDY/TAD Expenses		\$9,500	
Rent			
<b>TOTAL ECO. IMPACT</b>	<b>3</b>	<b>\$239,897</b>	Total Impact = Payroll + Indirect Job \$ + Expenditures
<i>Source: U.S. Naval Operations Support Center - Knoxville</i>			

<b>Navy Sea Cadets</b>		<b>2016</b>	<b>NAVY -- Other</b>
	<b>Personnel</b>	<b>Payroll</b>	<b>Comments</b>
ACTIVE DUTY	0	\$0	This is a non-profit with no federal funding. Funding T comes from cadet families from all over East Tennessee.
GUARD/RESERVE	2	\$0	
CIVILIAN	0	\$0	
CADETS	40	\$0	
<b>Totals</b>	<b>42</b>	<b>\$0</b>	
<b>INDIRECT JOBS</b>	<b>0</b>	<b>\$0</b>	Indirect Jobs x \$45,997 (Area Avg. Annual Pay)
Active Duty x 0.41			
Guard/Reserve x 0.16	0.32		
Civilian x 0.55			
<b>EXPENDITURES</b>		<b>\$13,700</b>	
Contract Services	0	\$0	
Materials/Supplies/Equip		\$12,000	
Utilities		\$0	
Healthcare		\$0	
Education		\$1,000	
TDY/TAD Expenses		\$700	
Other			
<b>TOTAL ECO. IMPACT</b>	<b>42</b>	<b>\$13,700</b>	Total Impact = Payroll + Indirect Job \$ + Expenditures
<i>Source: LTJG Todd Johnson Commanding Officer Knoxville Anchor Division</i>			

Naval Operations Support Center		2016	NAVY - Active Duty and Reserves
	<b>Personnel</b>	<b>Payroll</b>	<b>Comments</b>
ACTIVE DUTY	15	\$1,125,000	
GUARD/RESERVE	210	\$1,275,000	
CIVILIAN	1	\$100,000	
OTHER	0	\$0	
<b>Totals</b>	<b>226</b>	<b>\$2,500,000</b>	
<b>INDIRECT JOBS</b>	<b>40</b>	<b>\$1,839,880</b>	Indirect Jobs x \$45,997 (Area Avg. Annual Pay)
Active Duty x 0.41	6.15		
Guard/Reserve x 0.16	33.60		
Civilian x 0.55	0.55		
<b>EXPENDITURES</b>		<b>\$1,528,000</b>	
Contract Services		\$230,000	
Materials/Supplies/Equip		\$120,000	
Utilities/Healthcare/Education		\$360,000	
TDY/TAD Expenses		\$818,000	
Other			
<b>TOTAL ECO. IMPACT</b>	<b>266</b>	<b>\$5,867,880</b>	Total Impact = Payroll + Indirect Job \$ + Expenditures
<i>Source: U.S. Naval Operations Support Center - Knoxville</i>			

USMC Reserve/Recruiters		2016	MARINES -- Active Duty and Reserves
	<b>Personnel</b>	<b>Payroll</b>	<b>Comments</b>
ACTIVE DUTY	13	\$645,933	
GUARD/RESERVE	175	\$704,302	
CIVILIAN	0	\$0	
OTHER	0	\$0	
<b>Totals</b>	<b>188</b>	<b>\$1,350,235</b>	
<b>INDIRECT JOBS</b>	<b>33</b>	<b>\$1,517,901</b>	Indirect Jobs x \$45,997 (Area Avg. Annual Pay)
Active Duty x 0.41	5.33		
Guard/Reserve x 0.16	28.00		
Civilian x 0.55			
<b>EXPENDITURES</b>		<b>\$326,588</b>	
Contract Services			
Supplies		\$10,000	
Construction		\$48,000	
Materials		\$25,000	
Rent		\$99,000	
TDY/TAD Expenses		\$46,413	
Healthcare		\$6,720	
Clothing Allowances		\$6,455	
Other		\$85,000	
<b>TOTAL ECO. IMPACT</b>	<b>221</b>	<b>\$3,194,724</b>	Total Impact = Payroll + Indirect Job \$ + Expenditures
Source: U.S. Marine Corps. Company D, 4th CEB Reserve Unit			Includes "D" Company Marines, "A" Detachment Marines, & RS Knoxville Recruiter



AFROTC - UT		2016	USAF -- Active Duty
	<b>Personnel</b>	<b>Payroll</b>	<b>Comments</b>
ACTIVE DUTY	8	\$776,880	Includes AFIT students (4)
GUARD/RESERVE	1	\$97,980	
CIVILIAN	0	\$0	
SCHOLARSHIP CADETS		\$474,977	Includes stipends (scholarship & non-scholarship), books, tuition, fees
<b>Totals</b>	<b>9</b>	<b>\$1,349,837</b>	
<b>INDIRECT JOBS</b>	<b>3</b>	<b>\$137,991</b>	Indirect Jobs x \$45,997 (Area Avg. Annual Pay)
Active Duty x 0.41	3.28		
Guard/Reserve x 0.16	0.16		
Civilian x 0.55			
<b>EXPENDITURES</b>		<b>\$112,000</b>	
Contract Services		\$14,000	
Materials/Supplies/Equip		\$98,000	
Utilities			
Healthcare			
Education			
TDY/TAD Expenses			
Other			
<b>TOTAL ECO. IMPACT</b>	<b>12</b>	<b>\$1,599,828</b>	Total Impact = Payroll + Indirect Job \$ + Expenditures
<i>Source: U.S. Air Force - ROTC Detachment 800, University of Tennessee</i>			

AFJROTC (Junior ROTC)		2016	USAF -- Active Duty
	<b>Personnel</b>	<b>Payroll</b>	<b>Comments</b>
ACTIVE DUTY	0	\$0	Data covers 5 AFJROTC units within 50 miles of Knoxville.
GUARD/RESERVE	0	\$0	
			Instructors at four units within 50-mile radius of Knoxville. Austin-East, Clinton, Heritage, William Blount, & Karns High Schools
CIVILIAN	10	\$289,563	
CADETS	615	\$0	
<b>Totals</b>	<b>625</b>	<b>\$289,563</b>	
<b>INDIRECT JOBS</b>	<b>6</b>	<b>\$275,982</b>	Indirect Jobs x \$45,997 (Area Avg. Annual Pay)
Active Duty x 0.41			
Guard/Reserve x 0.16			
Civilian x 0.55	5.50		
<b>EXPENDITURES</b>		<b>\$402,000</b>	
Supplies		\$13,200	
Uniforms		\$183,600	
Utilities			
Rent			
Education			
TDY/TAD Expenses			
Other		\$205,200	
<b>TOTAL ECO. IMPACT</b>	<b>631</b>	<b>\$967,545</b>	Total Impact = Payroll + Indirect Job \$ + Expenditures
Source: U.S. Air Force - Bobby Woods, HQ AFJROTC			

<b>AF Recruiters</b>		<b>2016</b>	<b>USAF -- Active Duty</b>
	<b>Personnel</b>	<b>Payroll</b>	<b>Comments</b>
ACTIVE DUTY	9	\$344,926	
GUARD/RESERVE	0	\$0	
CIVILIAN	1	\$37,113	
<b>Totals</b>	<b>10</b>	<b>\$382,039</b>	
<b>INDIRECT JOBS</b>	<b>4</b>	<b>\$183,988</b>	Indirect Jobs x \$45,997 (Area Avg. Annual Pay)
Active Duty x 0.41	3.69		
Guard/Reserve x 0.16			
Civilian x 0.55	0.55		
<b>EXPENDITURES</b>		<b>\$73,338</b>	
Contract Services		\$2,823	
Supplies		\$5,555	
Utilities		\$3,650	
Construction		\$15,085	
Rent		\$42,025	
TDY/TAD Expenses			
Other		\$4,200	
<b>TOTAL ECO. IMPACT</b>	<b>14</b>	<b>\$639,365</b>	Total Impact = Payroll + Indirect Job \$ + Expenditures
Source: U.S. Air Force - 332nd Recruiting Command			

McGhee Tyson ANGB -- All Units		2016	USAF -- Air National Guard
	<b>Personnel</b>	<b>Payroll</b>	<b>Comments</b>
ACTIVE DUTY	150	\$12,033,961	
GUARD/RESERVE	1,082	\$24,528,000	
CIVILIAN	496	\$35,723,362	Includes federal civilians, BX & Club, and other civilians
TRAINEES/CADETS	2,967	\$16,891,427	
<b>Totals</b>	<b>4,695</b>	<b>\$89,176,750</b>	
<b>INDIRECT JOBS</b>	<b>507</b>	<b>\$23,320,479</b>	Indirect Jobs x \$45,997 (Area Avg. Annual Pay)
Active Duty x 0.41	61.50		
Guard/Reserve x 0.16	173.12		
Civilian x 0.55	272.80		
<b>EXPENDITURES</b>		<b>\$24,504,887</b>	
Contract Services		\$5,535,851	
Construction		\$16,012,948	
Materials, Equipment & Supplies		\$2,956,088	
<b>TOTAL ECO. IMPACT</b>	<b>5,202</b>	<b>\$137,002,116</b>	Total Impact = Payroll + Indirect Job \$ + Expenditures
<i>Source: U.S. Air Force - McGhee Tyson Air National Guard Base</i>			Includes 134th ARW, 119th Command & Control Squadron, I.G. Brown ANG TEC, and 572nd Air Force Band of the South

Civil Air Patrol		2016	USAF Total Force -- Civil Air Patrol
	<b>Personnel</b>	<b>Payroll</b>	<b>Comments</b>
ACTIVE DUTY	0	\$0	
GUARD/RESERVE	0	\$0	
CIVILIAN	1	\$28,350	
TRAINEES/CADETS	0	\$0	
<b>Totals</b>	<b>1</b>	<b>\$28,350</b>	
<b>INDIRECT JOBS</b>	<b>1</b>	<b>\$45,997</b>	Indirect Jobs x \$45,997 (Area Avg. Annual Pay)
Active Duty x 0.41			
Guard/Reserve x 0.16			
Civilian x 0.55	0.55		
<b>EXPENDITURES</b>		<b>\$448,143</b>	
Training		\$233,174	East Tennessee Search & Rescue Training
1st Air Force Missions		\$150,469	
Cadet Programs		\$55,000	
Miscellaneous Expenses		\$9,500	Office supplies and equipment
<b>TOTAL ECO. IMPACT</b>	<b>2</b>	<b>\$522,490</b>	Total Impact = Payroll + Indirect Job \$ + Expenditures
Source: Dent Young, Lt. Col., Civil Air Patrol, Tennessee Wing			

<b>Military Entrance Processing Station</b>		<b>2016</b>	<b>Other DoD -- Active Duty</b>
	<b>Personnel</b>	<b>Payroll</b>	<b>Comments</b>
ACTIVE DUTY	0	\$0	Active Duty is included in the civilian count.
GUARD/RESERVE	0	\$0	
CIVILIAN	30	\$2,149,132	
OTHER	0	\$0	
<b>Totals</b>	<b>30</b>	<b>\$2,149,132</b>	
<b>INDIRECT JOBS</b>	<b>17</b>	<b>\$781,949</b>	Indirect Jobs x \$45,997 (Area Avg. Annual Pay)
Active Duty x 0.41			
Guard/Reserve x 0.16			
Civilian x 0.55	16.50		
<b>EXPENDITURES</b>		<b>\$1,862,998</b>	
Contract Services		\$874,300	
Materials/Supplies/Equip		\$43,339	
Rent		\$731,921	
Utilities			
TDY/TAD Expenses			
Other Expenditures			
Other Services		\$213,438	
<b>TOTAL ECO. IMPACT</b>	<b>47</b>	<b>\$4,794,079</b>	Total Impact = Payroll + Indirect Job \$ + Expenditures
<i>Source: Knoxville Military Entrance Processing Station</i>			

<b>Aerospace &amp; Defense MBA Program - UT</b>		<b>2016</b>	<b>Other DoD -- Active Duty</b>
	<b>Personnel</b>	<b>Expenses</b>	<b>Comments</b>
STUDENTS	35	\$2,310,000	Student expenses include: tuition, fees & meals.
<b>EXPENDITURES</b>			
TDY/TAD Expenses		\$126,000	Student lodging
<b>TOTAL ECO. IMPACT</b>	<b>35</b>	<b>\$2,436,000</b>	
<i>Source: Andrew W. White; Director, Aerospace &amp; Defense MBA Programs; Graduate &amp; Executive Education; UT Haslam College of Business Administration</i>			
<b>Other Graduate &amp; Executive Education - UT Haslam College of Business</b>		<b>2016</b>	<b>Other DoD -- Active Duty</b>
<b>EXPENDITURES</b>			
	<b>Personnel</b>	<b>Expenses</b>	<b>Comments</b>
UT Research		\$2,800,000	The University of Tennessee provides research, development, training,& studies to the USAF
Visitors		\$40,000	in three major areas:
			1) Acquisition & Integrated Life-Cycle Management System (ILCMS);
			(2) Continuous Process Improvement (CPI)
<b>TOTAL ECO. IMPACT</b>		<b>\$2,840,000</b>	(3) Leadership & Organizational Development
<i>Source: Andrew W. White; Director, Aerospace &amp; Defense MBA Programs; Graduate &amp; Executive Education; UT Haslam College of Business Administration</i>			

<b>Ben Atchley State Veterans' Home</b>		<b>2016</b>	<b>State Veterans' Services</b>
	<b>Personnel</b>	<b>Payroll</b>	<b>Comments</b>
ACTIVE DUTY	0	\$0	
GUARD/RESERVE	0	\$0	
CIVILIAN	192	\$6,192,309	
OTHER	0	\$0	
<b>Totals</b>	<b>192</b>	<b>\$6,192,309</b>	
<b>INDIRECT JOBS</b>	<b>106</b>	<b>\$4,875,682</b>	Indirect Jobs x \$45,997 (Area Avg. Annual Pay)
Active Duty x 0.41			
Guard/Reserve x 0.16			
Civilian x 0.55	105.60		
<b>EXPENDITURES</b>		<b>\$3,618,630</b>	
Contract Services		\$946,182	
Materials/Supplies/Equip		\$2,136,827	
Utilities		\$376,621	
TDY/TAD Expenses			
Rent		\$9,000	
Other Services		\$150,000	
<b>TOTAL ECO. IMPACT</b>	<b>298</b>	<b>\$14,686,621</b>	Total Impact = Payroll + Indirect Job \$ + Expenditures
<i>Source: Ben Atchley State Veterans' Home</i>			



DoD Prime Contracts		2016	Other DoD
DoD Contracts within 50-miles of Knoxville			
		<b>Total Dollars</b>	<b>Comments</b>
Total Area Dollars	138 contractors	\$467,832,094	The DoD Prime Contract Awards shown here
			represent grand total award amounts from the Army,
			Air Force, Navy, Defense Logistics Agency, and
			all other defense agencies for FY 2016.
<b>TOTAL ECO. IMPACT</b>		<b>\$467,832,094</b>	Does not include any DOE contracts or spending.
<i>Source: USAspending.gov</i>			

Top 20 Contractors -- \$\$		2016	
<b>Contractor</b>	<b>County</b>	<b>Total Amounts</b>	<b>Products/Services</b>
Janus Global Operations	Loudon	\$105,742,338	Environmental remediation svcs; guard svcs; technical project planning
Aerostar SES LLC	Anderson	\$60,216,999	Environmental & ecological svcs; construction; building & infrastructure repairs
Short Bark Industries	Monroe	\$31,995,213	Personal armor & gear; ballistic combat shirts; combat coats; navy trousers
Jacobs Field Services	Anderson	\$31,575,127	Environmental engineering
Navarro Research & Engineering	Anderson	\$21,264,855	Environmental remediation & logistics support svcs
Relyant Global LLC	Blount	\$18,915,852	General contractor; runway construction
Sword & Shield Enterprise	Knox	\$18,757,454	ADP software/components/support equipment
Sterling Global Operations	Loudon	\$18,681,876	Environmental remediation
Siler Excavating	Claiborne	\$17,593,425	Excavating contractor; roadway maintenance
Shaw Environmental & Infrastrucure	Knox	\$13,324,748	Environmental remediation

<b>Contractor</b>	<b>County</b>	<b>Total Amounts</b>	<b>Products/Services</b>
Valley Apparel	Knox	\$13,021,475	Military clothing
Aqua-Chem	Knox	\$10,347,879	Water purification equipment
Vanquish Worldwide	Blount	\$10,110,460	Logistics support svcs
Jacobs Government Services Co.	Anderson	\$9,484,419	Architectural svcs
Information International Associates	Anderson	\$7,698,417	Applied research & exploratory development
Original Footwear Holdings	Hamblen	\$7,332,461	Footwear
Camel Manufacturing Co.	Campbell	\$6,840,772	Tents & tarpaulins
HGW & Associates	Knox	\$5,546,663	Education & training
SES Civil Contractors	Anderson	\$5,236,544	Civil engineers; construction
DPRA, Inc.	Knox	\$5,026,947	IT/Telecom systems development
<i>Source: USAspending.gov</i>			

VA Veterans' Benefits - Knoxville		2016	U.S. Veterans' Administration
	<b>Personnel</b>	<b>Payroll</b>	<b>Comments</b>
VETERANS			Veteran population in 16-county region within 50 miles of Knoxville is 99,319.
<b>EXPENDITURES</b>		<b>\$605,804,000</b>	There were also 25,266 unique patients. These are patients who
Compensation & Pensions		\$378,898,000	received treatment at a VA healthcare facility.
Construction		\$547,000	
Education/Vocational/Rehab/Employment		\$36,722,000	
General Operating Expenses		\$210,000	
Insurance/Indemnities		\$7,363,000	
Medical Care		\$182,064,000	
<b>TOTAL ECO. IMPACT</b>		<b>\$605,804,000</b>	
<i>Sources: VA Office of the Actuary; VA Financial Management System; Veterans Benefits Administration Insurance Center;</i>			
<i>USAspending.gov; Allocation Resource Center</i>			

\* Veteran population estimates, as of September 30, 2016, are produced by the VA Office of the Actuary (VetPop 2014).

# Prior to FY 08, "Loan Guaranty" expenditures were included in the Education & Vocational Rehabilitation and Employment (E&VRE) programs. Currently, all "Loan Guaranty" expenditures are attributed to Travis County, TX, where all Loan Guaranty payments are processed. VA will continue to improve data collection for future GDX reports to better distribute loan expenditures at the state, county and congressional district levels.

\*\* Unique patients are patients who received treatment at a VA health care facility. Data are provided by the Allocation Resource Center (ARC).

Expenditure data sources: USAspending.gov for Compensation & Pension (C&P) and Education and Vocational Rehabilitation and Employment (EVRE) Benefits; Veterans Benefits Administration Insurance Center for the Insurance costs; the VA Financial Management System (FMS) for Construction, Medical Research, General Operating Expenses, and certain C&P and Readjustment data; and the Allocation Resource Center (ARC) for Medical Care costs.

1. Expenditures are rounded to the nearest thousand dollars. For example, \$500 to \$1,000 are rounded to \$1; \$0 to \$499 are rounded to \$0; and "\$ -" = 0 or no expenditures.
2. The Compensation & Pension expenditures include dollars for the following programs: veterans' compensation for service-connected disabilities; dependency and indemnity compensation for service-connected deaths; veterans' pension for nonservice-connected disabilities; and burial and other benefits to veterans and their survivors.
3. Medical Care expenditures include dollars for medical services, medical administration, facility maintenance, educational support, research support, and other overhead items. Medical Care expenditures do not include dollars for construction or other non-medical support.
4. Medical Care expenditures are allocated to the patient's home location, not the site of care.

<b>VA Outpatient Clinic - Knoxville</b>		<b>2016</b>	<b>Department of Veteran's Affairs</b>
	<b>Personnel</b>	<b>Payroll</b>	<b>Comments</b>
VA Clinic Employees	144	\$14,714,833	
VA Contract Employees	0	\$0	
<b>Totals</b>	<b>144</b>	<b>\$14,714,833</b>	
<b>INDIRECT JOBS</b>	<b>79</b>	<b>\$3,633,763</b>	Indirect Jobs x \$45,997 (Area Avg. Annual Pay)
Employees x 0.55			
<b>EXPENDITURES</b>		<b>\$2,715,119</b>	
Contract Services			Includes security and facility contracts
Materials/Supplies/Equip			Includes radiology, pharmacy and audiology supplies
Knoxville Lab Services			
Lease Payments			Includes main, new and admin leases as well as utilities
Other Services			Includes nursing, optometry, and travel
<b>TOTAL ECO. IMPACT</b>	<b>223</b>	<b>\$21,063,715</b>	Total Impact = Payroll + Indirect Job \$ + Expenditures
<i>Source: U.S. Veterans' Administration</i>			

<b>Montgomery GI Bill - UT</b>		<b>2016</b>	
	<b>Personnel</b>	<b>Amount</b>	<b>Comments</b>
VETERANS	729	\$7,715,375	
<b>Totals</b>	<b>729</b>	<b>\$7,715,375</b>	
<i>Source: UT Admissions Office - Veterans' Affairs Advisor</i>			
<b>Montgomery GI Bill - Pellissippi State</b>		<b>2016</b>	
	<b>Personnel</b>	<b>Amount</b>	<b>Comments</b>
VETERANS	337	\$1,038,492	Chapter 33 - Post 9/11 GI Bill benefits & Chapter 31 - VA Vocational Rehab funds
<b>Totals</b>	<b>337</b>	<b>\$1,038,492</b>	
<i>Source: Pellissippi State; Nancy Ramsey; Executive Director of Institutional Effectiveness, Assessment &amp; Planning</i>			
<b>Montgomery GI Bill - Roane State</b>		<b>2016</b>	
	<b>Personnel</b>	<b>Amount</b>	<b>Comments</b>
VETERANS	145	\$279,662	
<b>Totals</b>	<b>145</b>	<b>\$279,662</b>	
<i>Source: Roane State Community College Business Office</i>			
<b>Montgomery GI Bill - Walters State</b>		<b>2016</b>	
	<b>Personnel</b>	<b>Amount</b>	<b>Comments</b>
VETERANS	255	\$1,000,000	
<b>Totals</b>	<b>255</b>	<b>\$1,000,000</b>	
<i>Source: Walters State Community College; Linda Mason; Veterans' Affairs Office</i>			

Montgomery GI Bill - South College		2016	
	Personnel	Amount	Comments
VETERANS	160	\$2,378,895	
<b>Totals</b>	<b>160</b>	<b>\$2,378,895</b>	
<i>Source: South College; President Steve South</i>			
Montgomery GI Bill - Tusculum College		2016	
	Personnel	Amount	Comments
VETERANS	33	\$221,727	Figures include half of Tusculum's total of 67 veterans & veteran dependents receiving total of \$443,453 in VA education benefits as college was unable to breakout totals by satellite campuses
<b>Totals</b>	<b>33</b>	<b>\$221,727</b>	
<i>Source: Tusculum College; Dale Laney; Director of Veteran Services</i>			.
Montgomery GI Bill - Virginia College		2016	
	Personnel	Amount	Comments
VETERANS	NDR	NDR	NDR - No data reported
<b>Totals</b>	<b>0</b>	<b>\$0</b>	
<i>Source: Virginia College; Student Career Development</i>			
Montgomery GI Bill - Maryville College		2016	
	Personnel	Amount	Comments
VETERANS	58	\$884,237	Includes both veterans & veteran dependents
<b>Totals</b>	<b>58</b>	<b>\$884,237</b>	
<i>Source: Maryville College; Stephen Kasper</i>			

<b>Military Retirees</b>		<b>2016</b>	<b>Other - DoD</b>
	<b>Personnel</b>	<b>Payroll</b>	<b>Comments</b>
RETIREES	9,625	\$255,032,268	Data from DFAS - Cleveland, OH - (50-mile radius of Knoxville)
INDIRECT JOBS	3,946	\$181,504,162	Indirect Jobs = Retirees x 0.41 (Payroll = Ind Job x \$ \$45,997)
<b>TOTAL ECO. IMPACT</b>	<b>13,571</b>	<b>\$436,536,430</b>	
<i>Source: Defense Finance and Accounting Service</i>			

<b>ETMAC Economic Impact</b>		<b>2016</b>	<b>Summary</b>
<b>Unit</b>	<b>Total Jobs</b>	<b>Total \$ Impact</b>	<b>Comments</b>
Army ROTC	60	\$1,680,113	
Army JROTC	766	\$850,982	
Army Recruiters	48	\$2,518,275	
Army National Guard	4,908	\$122,119,021	
Army - Reserves	556	\$12,151,365	
			<b>Army Total = \$139,319,756</b>
Navy JROTC	NA	NA	
Navy Sea Cadets	42	\$13,700	
Navy Recruiters	3	\$239,897	
Naval Operations Support Center	266	\$5,867,880	
			<b>Navy Total = \$6,121,477</b>
Marine Reserve/Recruiters	221	\$3,194,724	
			<b>Marines Total = \$3,194,724</b>
Air Force ROTC - UT	12	\$1,599,828	
Air Force JROTC	631	\$967,545	
Air Force Recruiters	14	\$639,365	
Air Force --McGhee-Tyson ANGB	5,202	\$137,002,116	
Air Force Auxiliary - Civil Air Patrol	2	\$522,490	
			<b>Air Force Total = \$140,731,344</b>
Knoxville Military Entrance Processing Stn	47	\$4,794,079	
Aerospace & Defense MBA Program - UT	35	\$2,436,000	
Other Graduate & Executive Education - UT Haslam College of Business		\$2,840,000	
			<b>Other DoD Total = \$10,070,079</b>
Ben Atchley State Veterans' Home	298	\$14,686,621	
			<b>State Veterans Services Total = \$14,686,621</b>
DoD Prime Contracts		\$467,832,094	
			<b>Contracts Total = \$467,832,094</b>



<b>ETMAC Economic Impact (con't)</b>		<b>2016</b>	<b>Summary</b>
<b>Unit</b>	<b>Total Jobs</b>	<b>Total \$ Impact</b>	<b>Comments</b>
VA Outpatient Clinic	223	\$21,063,715	
Montgomery GI Bill - UT	729	\$7,715,375	
Montgomery GI Bill -Maryville College	58	\$884,237	
Montgomery GI Bill - Pellissippi State	337	\$1,038,492	
Montgomery GI Bill - Roane State	145	\$279,662	
Montgomery GI Bill - Walters State	255	\$1,000,000	
Montgomery GI Bill - South College	160	\$2,378,895	
Montgomery GI Bill - Tusculum College	33	\$221,727	
Montgomery GI Bill - Virginia College	NA	NA	
Other Veteran's Benefits		\$605,804,000	Includes disability payments, rehabilitation, etc.
			<b>VA Benefits Total = \$640,386,103</b>
Retirees	13,571	\$436,536,430	
			<b>Retiree Total = \$436,536,430</b>
<b>Total Impact (All Units/Categories)</b>	<b>28,622</b>	<b>\$1,858,878,628</b>	

## Appendix 3

### Acronyms

AASF	Army Aviation Support Facility
ACR	Armored Cavalry Regiment
A/D	Active Duty (personnel)
AFIT	Air Force Institute of Technology
AFMAN	Air Force Manual
AFROTC	Air Force Reserve Officer Training Corps
AMSA	Area Maintenance Support Activity
ANG	Air National Guard
ANGB	Air National Guard Base
ARW	Air Refueling Wing
BLS	Bureau of Labor Statistics
DoD	Department of Defense
DOE	Department of Energy
EIA	Economic Impact Analysis
ESGR	Employer Support for the Guard and Reserve
ETMAC	East Tennessee Military Affairs Council
FSSG	Force Service Support Group
JROTC	Junior Reserve Officer Training Corps (High School)
MEPS	Military Entrance Processing Station
MILCON	Military Construction
MGIB	Montgomery GI Bill
NCO	Non-Commissioned Officer
ROTC	Reserve Officer Training Corps
RPM	Real Property Maintenance

TAD	Temporary Assigned Duty
TDY	Temporary Duty
TEC	Training and Education Center
USAF	United States Air Force
USMC	United States Marine Corps
USN	United States Navy
UT	University of Tennessee
VA	(Department of) Veteran's Affairs